

# RJ45 CAT6 1U 48-PORT LOADED PATCH PANEL (110 TYPE)

**SKUS** C6-1U48

## FEATURES

- 1U 48-Port Loaded RJ45 Category 6 Patch Panel 19", with T568A/B colour coded wiring patterns
- Use the Krone punch-down tool with provided keystone and IDC cap for terminating shielded 22-26 AWG Cat6A shielded cable
- Rack-mountable, fits within any standard 19" rack or cabinet
- Gold-plated contacts for a superior transmission, high reliability and durability
- Meets ANSI/TIA/EIA 568 B.2-1, ISO/IEC 11801 standards, RoHS compliant
- Mounting hardware not included with patch panel

## MATERIALS

<b>(1) FRONT PANEL</b>	SECC, 1.5 mm thickness
<b>(2) MIDDLE PANEL</b>	SECC, 1.0 mm thickness
<b>(3) RJ45 JACK</b>	<b>Housing:</b> PBT+Glass Fiber, UL94V-0 <b>Contact Bracket:</b> PBT+Glass Fiber, UL94V-0
<b>(4) RJ45 JACK CONTACT</b>	<b>Material:</b> Phosphor Bronze with Nickel plated <b>Finish:</b> 50 micro-inch Gold plated
<b>(5) IDC</b>	<b>Housing:</b> PC+Glass Fiber, UL94V-2 <b>Terminal:</b> Phosphor Bronze with Tin plated
<b>PCB</b>	FR-4, UL94V-0
<b>IDC DESCRIPTION</b>	For 22-26 AWG For 110 or Krone punch-down tool

## SPECIFICATIONS

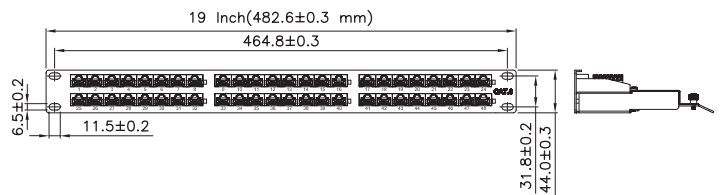
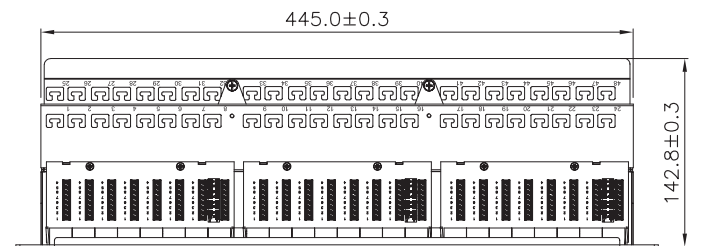
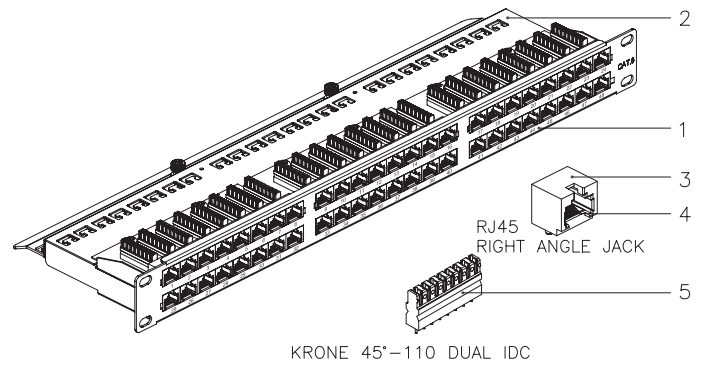
<b>UL APPROVED   ROHS COMPLIANT</b>	
<b>MEETS C6 EIA/TIA 568B.2-1 STANDARD</b>	
<b>JACK INSERTION CYCLE</b>	Over 750 Cycles (min.)
<b>OPERATION TEMPERATURE</b>	-10 — +60 Degrees Celsius
<b>TOLERANCE</b>	.X ± 1   .XX ± 0.05   .XXX ± 0.005
<b>INSERTION FORCE</b>	20N (max.)
<b>RETENTION STRENGTH</b>	7.7kg between Jack and Plug



## AVAILABLE COLOURS



**SIZE (WxDxH)** 482 x 143 x 44 mm



© PC Cable World. All rights reserved.

PC Cable World product specifications are subject to change without notice, but are accurate at the time of printing. Please contact a sales representative for current specs. Please note that all physical specifications are nominal.

[www.pccableworld.com](http://www.pccableworld.com)