

# MAINFRAME HINGED CABINET SERIES

## H-CAB SERIES

MAINFRAME's Hinged Cabinet Series have been designed for a reliable and secure install. Suitable for high-traffic areas, including server and A/V rooms, wiring closets, manufacturing or warehouse areas; when protection and security are of paramount concern, choose MAINFRAME's H-CAB Series.

### INTRODUCING FEATURES

#### Double Section Swing-Out

Swinging rear door allows for easy access to equipment and cabling.

#### Removable Side Panels

Providing direct access to your gear and wiring.

#### Sturdy Welded Construction

Ships fully assembled, saving time and effort.



#### Wide-Angle Door Access

Front Door opens over 180°;  
Rear Door opens over 90°.

#### Tempered Glass Door

Keeps internals more secure.

#### Usable Depth:

- Minimum: 435mm / 17.13"
- Maximum: 570mm / 22.44"
- Factory Default: 505mm / 19.88"

#### Includes:

- 10-32 Rack Screws and Cage Nuts  
(12 sets for 6/9/12U, 24 sets for 15U)
- Wall Anchors  
(4 pieces for 6/9/12U, 6 pieces for 15U)

#### Surface Finish:

- Material: SPCC  
(quality cold rolled steel)
- Color: Black



Placement for two optional fans on top of cabinet.



A unique 90° rotating door allows access to the cabinet's rear for chasing wires and managing runs.



Front and rear vertical rails are freely adjustable up to 16", to accommodate a variety of networking equipment and cable accessories.

# MAINFRAME HINGED CABINET SERIES

## H-CAB SERIES



H-CAB-6U



H-CAB-9U

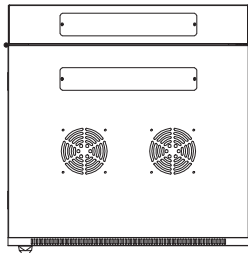


H-CAB-12U

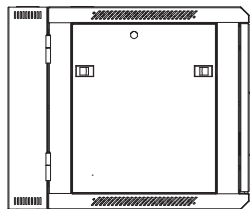


H-CAB-15U

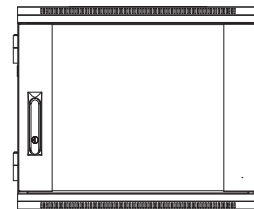
### MAIN DIMENSION



Top View



Side View



Front View

### SPECIFICATIONS

MODEL	SIZE	DIMENSIONS W x D x H (mm)	DIMENSIONS W x D x H (in)	LOAD CAPACITY
H-CAB-6U	6U	600 x 600 x 370.50	23.62 x 23.62 x 14.59	60kg (132lbs)
H-CAB-9U	9U	600 x 600 x 503.85	23.62 x 23.62 x 19.84	60kg (132lbs)
H-CAB-12U	12U	600 x 600 x 637.20	23.62 x 23.62 x 25.09	60kg (132lbs)
H-CAB-15U	15U	600 x 600 x 770.55	23.62 x 23.62 x 30.34	60kg (132lbs)

MAINFRAME provides a 3-year warranty.