

PT400


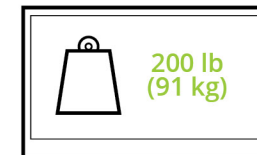
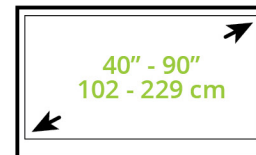
Find your ideal viewing angle.

The PT400 is a low-profile, tilting wall mount designed to improve line-of-sight with your TV. Its pre-tensioned mounting brackets provide 12° of forward tilt and come equipped with adjustable screws to facilitate precision leveling. Torx screws and a locking feature are also included to protect against theft, while quick release cords provide an easy way of removing your TV when unlocked. Featuring a 35-inch wall plate, the PT400 ensures an easy installation on both 16 and 24-inch stud centers, and comes with all the necessary hardware for wood stud and concrete installations.



FEATURES & SPECIFICATIONS


- Fits most flat panel TVs from 40" to 90"
- Supports TVs up to 200 lb (91 kg)
- Accommodates VESA sizes from 100x100 to 800x400
- Accessible tilt mechanism provides a +12° viewing angle
- Sits 1.4" (3.5 cm) from the wall
- 34.8" (88.4 cm) wall plate allows mounting to three 16" studs, or offsetting on 24" stud centers
- Quick release cords allow for easy removal of your TV
- Security Torx screws can be tightened to prevent theft
- Locking feature for safety and security (lock not provided)
- Solid steel construction with durable powder coated finish
- Includes manual and all mounting hardware for wood stud and concrete installation
- Five year manufacturer's warranty
- Shipping box weight: 10.8 lb (4.9 kg)
- Shipping box dimensions: 36.2" x 6.8" x 3.3" (91.9 x 17.3 x 8.4 cm)
- Product weight: 8.2 lb (3.7 kg)
- UPC: 800152718224





12 DEGREES OF FORWARD TILT

Tilt your TV up to 12° forward to reduce glare and improve line-of-sight with your screen.



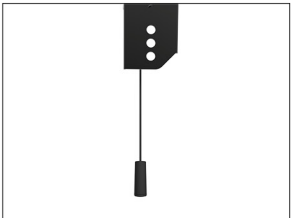
EXTRA WIDE WALL PLATE

Measuring 35" wide, the solid steel wall plate can be installed across three studs with 16" spacing, or two studs with 24" spacing.




HORIZONTAL LEVELING SCREWS

Ensure your TV is perfectly level by adjusting the screw located on top of each mounting bracket.



QUICK RELEASE CORDS

Removing your TV from the wall is as easy as pulling on two quick release cords. Each cord includes a magnetic end, allowing them to be quickly tucked out of sight.



LOW PROFILE DESIGN

With a combined thickness of 1.4", the slim wall plate and mounting brackets allow your TV to sit remarkably close to the wall.



ADDED SECURITY

Two Torx screws can be tightened with the provided key to prevent your TV from being removed. Alternatively, a lock can be attached to the mounting brackets to secure them in place (lock not included).

TECHNICAL ILLUSTRATIONS

