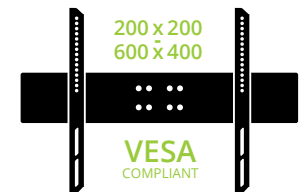
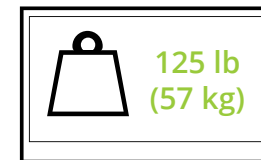
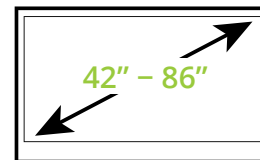


TTS150

Enjoy your ultra-large home theatre experience with peace of mind with the premium TTS150 adjustable TV stand. Designed to sit on your furniture, the tabletop TV mount is a step beyond stock TV stands. It supports the largest TVs currently available with a weight capacity of 125 lbs, plus includes a safety tether for extra security. Its single column design features 12.7" to 35.6" of height adjustment along with 32° of swivel, tilt, and leveling. The TTS150 offers easy, non-destructive installation and added functionality over the included TV legs.

FEATURES & SPECIFICATIONS

- Fits most flat panel TVs from 42" to 86"
- Supports TVs up to 125 lb (57 kg)
- Accommodates VESA sizes from 200x200 to 600x400
- 32° of swivel in either direction
- Accessible tilt mechanism provides +10° to -5° of tilt angle
- Height adjustable between 12.1" (30.7 cm) and 35.6" (90.4 cm), depending on screen size
- Security tether allows the stand to be secured to a stud
- Adjustable rubber feet add stability
- Integrated cable management
- Solid steel and aluminum construction with durable powder coated finish
- Assembly manual and all TV mounting hardware is included
- Five year manufacturer's warranty
- Shipping box weight: 57.3 lb (26 kg)
- Shipping box dimensions: 38.3" x 22" x 5.1" (97.3 x 56 x 13 cm)
- Product weight: 46.3 lb (21 kg)
- UPC: 800152720920




TECHNICAL ILLUSTRATIONS




FITS EXTRA LARGE TVS

Even your largest TV is secure with the TTS150 tabletop TV stand. With a sturdy column design, the TTS150 can support your extra-large TV up to 86" and 125 lbs.



ADJUSTABLE HEIGHT, SWIVEL & TILT

Set your TV to the best viewing angle with 32° swivel, +10° to -5° of tilt, horizontal leveling, and height adjustment. Unlike stock TV stands, this swiveling TV stand offers premium maneuverability for better viewing.



STABLE

Use the provided safety tether to anchor your TV for extra stability. Protect and enjoy your investment with peace of mind.



SIMPLE INSTALLATION

This tabletop TV mount is easy to install, saves your walls from damage and features a minimal design that blends seamlessly with your decor.



CABLE MANAGEMENT

Route your cables through the center of the column and keep your entertainment area tidy and distraction-free.

