


# SB200

Never miss another line of dialogue with the flexibility and simplicity of the Kanto SB200 premium universal soundbar mount. Connect your soundbar to any full-motion TV mount or directly to the wall so your audio is always pointed in the right direction. The included 3M™ Dual-Lock™ pads help keep your soundbar secure regardless of whether it came with mounting holes. Compatible with nearly all rear and bottom mounted soundbars, the SB200 allows you to choose whether to mount it on top or underneath your TV. This premium-quality soundbar mount is built to last, with sturdy, attractive straight-line framing that won't flex or fail.



## FEATURES & SPECIFICATIONS

- Fits most TVs with VESA width ranges from 100 - 600 mm
- Supports up to 22 lb (10 kg)
- Top and bottom TV mounting compatible
- Wall mounting compatible
- 3M™ Dual-Lock™ pads included for soundbars without mounting holes
- All mounting hardware included
- Solid steel construction with durable powder coated finish
- Five year manufacturer's warranty
- Shipping box weight: 4.3 lb (2 kg)
- Shipping Box Dimensions: 27.1" x 3.7" x 2.2" (68.8 x 9.5 x 5.7 cm)
- Product Weight: 2.2 lb (1 kg)
- UPC: 800152720791




## TECHNICAL ILLUSTRATIONS



### CONNECTED SOUND AND VISUALS

Guarantee that your TV and soundbar are always facing the same direction. The SB200 helps you unlock the full potential of your audio-visual equipment by keeping them connected.



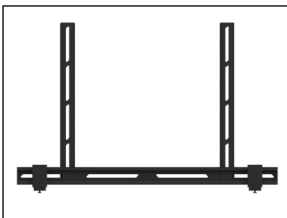
### UNIVERSAL SOUNDBAR COMPATIBILITY

The SB200 works with nearly all rear and bottom mounted soundbars up to 22 lbs. The included 3M™ Dual-Lock™ pads further increase compatibility with various soundbar styles.



### FLEX-FREE FUNCTION

High-grade straight-line steel construction won't flex or warp, no matter how often you move your TV.



### PREMIUM DESIGN

Sleek black lines look good at any angle, no matter how your TV is mounted or where you stand.



### EASY INSTALLATION

The included socket tool and easy-to-follow manuals make installation simple. Anyone can install the mount in minutes just by following the included instructions.

