

MAINFRAME FIXED WALL MOUNT CABINET SERIES

F-CAB SERIES

MAINFRAME's Fixed Wall Mount Cabinet Series is a reliable choice with many of the same features as our H-CAB series. Ideal for safely mounting routers, switches, media converters and other networking equipment.

INTRODUCING FEATURES

Removable Side Panels

Providing direct access to your gear and wiring.

Sturdy Welded Construction

Ships fully assembled, saving time and effort.

Mounting Depth:

- Minimum: 67mm / 2.64"
- Maximum: 390mm / 15.35"
- Factory Default: 290mm / 11.42"



Wide-Angle Door Access

Front Door will open over 180°.

Metal Mesh Door

Provides Air Flow ensuring components stay cool and run efficiently.

Includes:

- 10-32 Rack Screws and Cage Nuts (12 sets for 6/9/12U, 24 sets for 15/18/22U)
- 4 x Wall Anchors

Surface Finish:

- Material: SPCC (quality cold rolled steel)
- Color: Black



Placement for two optional fans on top of cabinet.



Removable side panels simplify your installation, expanding access to the cabinet's internals.



Front and rear vertical rails are freely adjustable up to 16", to accommodate a variety of networking equipment and cable accessories.

MAINFRAME FIXED WALL MOUNT CABINET SERIES F-CAB SERIES



F-CAB-6U



F-CAB-9U



F-CAB-12U



F-CAB-15U

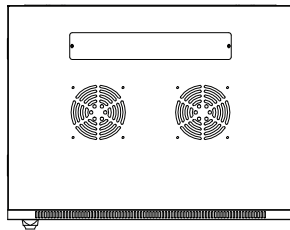


F-CAB-18U

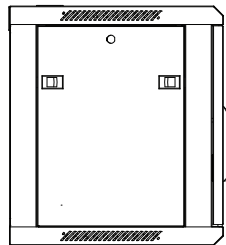


F-CAB-22U

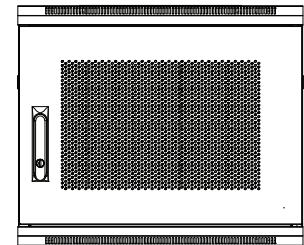
MAIN DIMENSION



Top View



Side View



Front View

SPECIFICATIONS

MODEL	SIZE	DIMENSIONS W x D x H (mm)	DIMENSIONS W x D x H (in)	LOAD CAPACITY
F-CAB-6U	6U	600 x 450 x 370.50	23.62 x 17.72 x 14.59	90kg (198lbs)
F-CAB-9U	9U	600 x 450 x 503.85	23.62 x 17.72 x 19.84	90kg (198lbs)
F-CAB-12U	12U	600 x 450 x 637.20	23.62 x 17.72 x 25.09	90kg (198lbs)
F-CAB-15U	15U	600 x 450 x 770.55	23.62 x 17.72 x 30.34	90kg (198lbs)
F-CAB-18U	18U	600 x 450 x 903.90	23.62 x 17.72 x 35.59	90kg (198lbs)
F-CAB-22U	22U	600 x 450 x 1081.70	23.62 x 17.72 x 42.59	90kg (198lbs)

MAINFRAME provides a 3-year warranty.