

FIXED DUAL STUD MOUNTS

F3760

Peace of mind in securing your new TV.

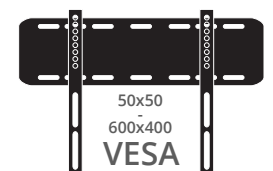
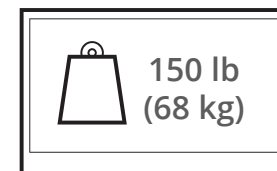
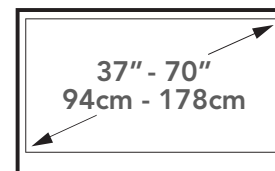
Now that you've invested in a TV that weighs up to 150 pounds, it's time to get it up safely on the wall.


Introducing the F3760, a low-profile, fixed mount which lets your TV sit an inch from the wall, leaving just enough room for your cables. With solid steel construction and a powder-coated finish, this mount is built to last. With quick release cables, you can easily access your cables and modify the placement of your TV.



FEATURES & SPECIFICATIONS

- Fits most flat panel TVs from 37" to 70"
- Supports TVs up to 150 lb (68 kg)
- Accommodates VESA sizes from 50x50 to 600x400
- Sits 1" (2.5 cm) from the wall
- 27.4" (69.7 cm) dual stud wall plate accommodates up to 24" stud spacing
- Solid steel construction with durable powder coated finish
- Installation manual and all mounting hardware for wood stud and concrete installation is included
- Five year warranty
- Shipping box weight: 7 lb (3.2 kg)
- Shipping box dimensions: 28.6" x 8.9" x 1.6" (72.5 x 22.5 x 4 cm)
- Product weight: 5.7 lb (2.6 kg)
- UPC: 800152712185





STRONG WALL PLATE

The F3760 is designed with two rows of mounting slots for extra strength and uses four lag bolts to support heavier TVs up to 150 pounds. It provides some offset abilities depending on your TV size, allowing you to position your TV anywhere along the wall plate. Made of solid steel, the 27.4" wall plate mounts on 16" and 24" stud spacing.



FITS VESA SIZES TO 600x400

The F3760 is compatible with a range of VESA patterns from 50x50 up to 600x400.



SHIFT YOUR TV LEFT OR RIGHT

Once your mount is installed you can still move the position of your TV left or right. Smoothly slide your TV across the wall plate to get the perfect viewing position. The range of movement depends on your TV size.



QUICK LOCK MECHANISM

The spring-loaded locks click neatly into place as you swing the bottom of your TV to the wall. Always within reach, the quick release cords extend below the mount and offer a quick and easy way to detach your TV from the mount and remove it from the wall. This makes it easy to install or remove cables at the back of your TV.



HORIZONTAL LEVELING SCREWS

Located on each of the vertical bracket arms is a leveling screw that is used to fine-tune the angle of your TV. If you notice that your TV is not completely level, use the leveling screws to make the necessary adjustments so that it's perfectly aligned.



ATTRACTIVE END CAPS

Now you can have style and function with smooth, polished end caps that cover the ends of your mount and give you a clean, modern look.

TECHNICAL ILLUSTRATIONS

