


FULL MOTION DUAL STUD MOUNTS

PMX700



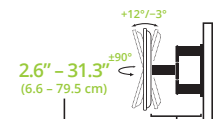

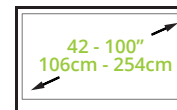
Defy gravity.


Don't let the size of your TV dictate where you put it. Capable of supporting TVs up to 100", the PMX700 features two articulating arms that can be horizontally offset to give you the utmost discretion over where your TV is placed. With 31.3" of extension, this full motion wall mount provides enough tilt and swivel movement to ensure you always have the perfect viewing angle. Its low profile design allows your TV to sit 2.6" from the wall when fully retracted and features cable management clips to keep your cables out of sight.



FEATURES & SPECIFICATIONS


- Fits most flat panel TVs from 42" to 100"
- Supports TVs up to 150 lb (68 kg)
- Accommodates VESA sizes from 200x100 to 700x500
- Accessible tilt mechanism provides a +12° to -3° tilt angle
- Up to 90° of swivel in either direction, depending on screen size
- Sits 2.6" (6.6 cm) when fully retracted
- Extends up to 31.3" (79.5 cm) from the wall
- +/- 11" (27.9 cm) of horizontal offset
- Adjustable horizontal leveling
- Integrated cable management
- 32.4" (82.3 cm) dual stud wall plate accommodates up to 24" stud spacing
- Solid steel construction with durable powder coated finish
- Installation manual and all mounting hardware for wood stud and concrete installation is included
- cULus Certified
- Five year warranty
- Shipping box weight: 56 lb (25.4 kg)
- Shipping Box Dimensions: 40" x 20.9" x 4.8" (101.5 x 53.2 x 12.3 cm)
- Product Weight: 44.5 lb (20.2 kg)
- UPC: 800152716640





LOW PROFILE DESIGN

The PMX700's low profile design allows your TV to sit 2.6" (6.6 cm) from the wall when fully retracted.




EXTENDS 31 INCHES

Easily reach over fireplaces or out of recessed locations with 31.3" (79.5 cm) of extension.



SUPPORTS 150 POUNDS

The PMX700's solid steel frame safely holds up to 150 lb (68 kg), even at full extension.



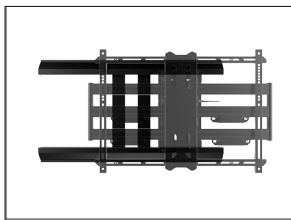
15 DEGREES OF TILT

Effortlessly tilt your TV 12° forward or 3° backward with the PMX700's toolless tilt mechanism.



WIDE RANGE OF SWIVEL

Two wishbone-style arms provide up to 90° of swivel in either direction, depending on screen size.



HORIZONTAL OFFSET

Center your TV on the wall regardless of where your studs are located by adjusting the PMX700's arm assembly 11" (27.9 cm) left or right.

TECHNICAL ILLUSTRATIONS

